

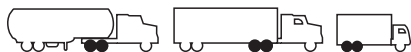


ST948 SE Long Haul Drive

The new ST948 SE is Sumitomo's highest mileage and most fuel efficient SmartWay Verified drive tire. Equipped with the latest advancements in S-Tech Design to maximize original tread life and lower rolling resistance, the ST948 SE is best suited for long distance, coast-to-coast operations. A unique combination of superior compounding and deep tread design give the ST948 SE better fuel efficiency and more miles to removal to improve your fleet's operating costs.

FEATURES & BENEFITS

- Extra-deep 30/32nd skid depth for long mileage with features designed in the base of the shoulder grooves to resist stone drilling.
- Wide tread blocks minimize tread squirm to lower rolling resistance and promote long, even tread wear.
- Equipped with a wider footprint to distribute weight over a wider contact patch.
- Micro sipes in the tread blocks provide increased traction.
- Built with SmartWay Verified technology.



Product Code	Tire Size	Service Desc.	Load Range / Ply	Pref Rim Width (inch)	Min Rim Width (inch)	Single Max Load (lbs)	Dual Max Load (lbs)	I.P. (psi)	Overall Diameter (inch)	Section Width (inch)	Min Dual Spacing (inch)	Tread Depth (X/32")	Static Loaded Radius (inch)	Tread Width (inch)	Max Speed (mph)
5533152	11R22.5	146/143L	H/16	8.25	7.50	6,610	6,005	120	42.1	11.4	12.5	30	19.6	493	75
5533159	11R24.5	149/146L	H/16	8.25	7.50	7,160	6,610	120	44.3	11.3	12.5	30	20.7	468	75
5533175	295/75R22.5	144/141L	G/14	9.00	8.25	6,175	5,675	110	40.8	11.1	13.2	30	19.1	509	75
5533178	285/75R24.5	144/141L	G/14	8.25	7.50	6,175	5,675	110	42.2	10.7	12.5	30	19.8	492	75



SUMITOMO TIRES

For what drives you.

ST948SE


Long Haul Drive



4D Nano Design Technology improves fuel efficiency, lessens environmental impact and increases wet weather grip.



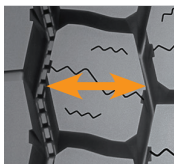
S-Tech Design is a collection of the most advanced features Sumitomo has to offer in the new medium truck lines. It is the optimal combination of specific features in each application segment working together for maximum performance and durability. All Sumitomo tires are designed with a four belt package.



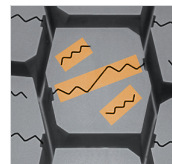
Extra-deep 30/32nd tread and stone ejectors positioned in the base of the shoulder grooves to resist stone drilling



Wider footprint to distribute weight over a wider contact patch and improve retreadability



Wide tread blocks minimize tread squirm to lower rolling resistance and promote long, even tread wear



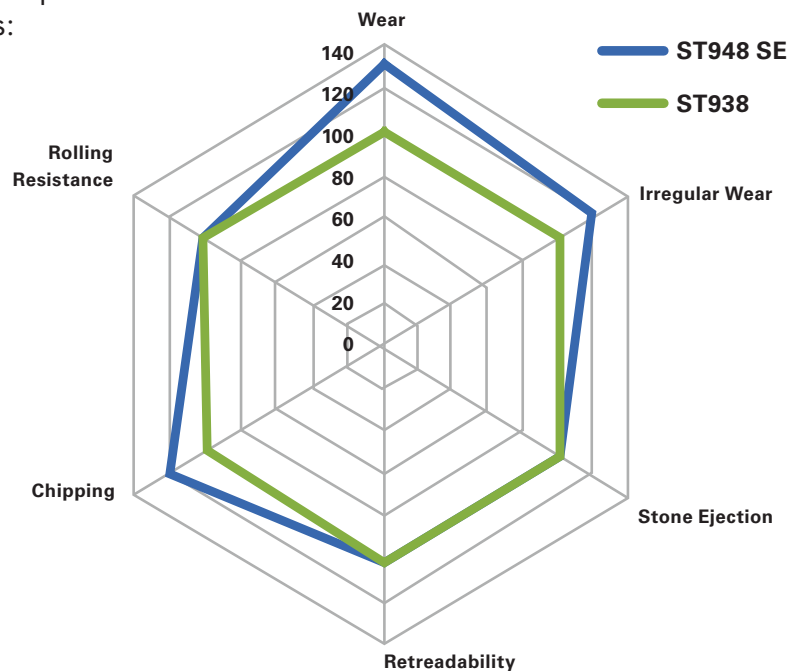
Micro sipes in the tread blocks provide increased traction

PERFORMANCE DATA

- Significant improvements in mileage and wear performance achieved with key technology advancements:
 - Improved wear performance with extra-deep tread
 - Advanced tread compound to combat irregular wear, increasing miles to removal
 - Increased anti-chipping performance

WARRANTY

- 6 Years from Original Purchase Date
- 2 Recap Casing Warranty



TBC Corporation
4300 TBC Way
Palm Beach Gardens, FL 33410-4248

 **SUMITOMO TIRES**
sumitomotrucktires.com • treadxpress.com • 1-866-822-4968

Every effort has been made to verify the accuracy of the listed specifications. TBC Corporation and TBC Brands cannot be held responsible for any discrepancies, and as such, the information should be considered as approximate.